

CLIFTONAUTO
ELECTRICAL PARTS & DIESEL SERVICES



FILTER PARTS & ASSEMBLIES

CONTENTS



Section	Pages
Filter Assemblies	2
FILTER Elements	13
FILTER tops & Bases	19
HAND Primers	28
NON-RETURN Valves	29
BANJOS	31
Connectors / Washers	35
Adaptors / Bolts & Misc. parts	37
TUBE /HOSES & Fittings	39
FUEL HEATERS	43
SOLENOIDS	44
CROSS REFERENCE	49
INDEX	50

PLEASE NOTE

WE NOW, ALSO PROVIDE A BESPOKE FILTER ASSEMBLY SERVICE. PLEASE ADVISE IF YOU WANT US TO UNDERTAKE THIS SERVICE, JUST PROVIDE A SAMPLE OR YOUR SPECIFICATION

Filter Assemblies



M6000



M6228

**M6100
(HDF296)**

**M6400
(7111-429)**

**M6402
(7111-604)**

APPLICATION
EQUIVALENT
FLOW
THREAD
BLANKS
VENT SCREW

VARIOUS
5836B325
DUAL
1/2" x 20 UNF
2 x 7111-312
1 x 7023-99W

M6001



M6228

**M6100
(HDF296)**

N/A

**M6401
(7111-493)**

APPLICATION
EQUIVALENT
FLOW
THREAD
BLANKS
VENT SCREW

VARIOUS
5836B660 / 5836B710
DUAL
1/2" x 20 UNF
2 x 7111-312
1 x 7023-99W

M6002



M6229

**M6100
(HDF296)**

**M6400
(7111-429)**

**M6402
(7111-604)**

APPLICATION
EQUIVALENT
FLOW
THREAD
BLANKS
VENT SCREW

VARIOUS
5836B280
DUAL
M14 x 1.5mm
2 x 797-81Q
1 x 7023-99W

M6003



M6229

**M6100
(HDF296)**

**M6400
(7111-429)**

**M6401
(7111-793)**

APPLICATION
EQUIVALENT
FLOW
THREAD
BLANKS
VENT SCREW

VARIOUS
5836B185
DUAL
M14 x 1.5mm
2 x 797-81Q
1 x 7023-99W

FILTER PARTS & ASSEMBLIES

Filter Assemblies



PART No



M6004



M6230	M6100 (HDF296)	M6400 (7111-429)	M6401 (7111-493)
APPLICATION	VARIOUS		
EQUIVALENT	-		
FLOW	DUAL		
THREAD	1/2" x 20 UNF		
BLANKS	2 x 7111-312		
VENT SCREW	1 x 7023-99W		

M6005



M6231	M6100 (HDF296)	M6400 (7111-429)	M6401 (7111-493)
APPLICATION	VARIOUS		
EQUIVALENT	-		
FLOW	DUAL		
THREAD	M14 x 1.5mm		
BLANKS	2 x 7097-81Q		
VENT SCREW	1 x 7023-99W		

M6006



M6235	M6100 (HDF296)	M6400 (7111-429)	M6402 (7111-604)
APPLICATION	DIESEL CARS - VARIOUS		
EQUIVALENT	-		
FLOW	L > R		
THREAD	M12 x 1.5mm		
BLANKS	-		
VENT SCREW	-		

M6006(M) - Metal Base



M6235	M6100 (HDF296)	M6400 (7111-429)	(7111-542)
APPLICATION	DIESEL CARS - VARIOUS		
EQUIVALENT	-		
FLOW	L > R		
THREAD	M12 x 1.5mm		
BLANKS	-		
VENT SCREW	-		


FILTER PARTS & ASSEMBLIES



CLIFTONAUTO
ELECTRICAL PARTS & DIESEL SERVICES

PART No

FILTER Assemblies



M6007



M6219	M6118 (HDF296)	N/A (7111-429)	M6221 (9007-740B)
APPLICATION	PEUGEOT / CITROEN		
EQUIVALENT	6260B610B		
FLOW	L > R		
THREAD	M14 x 1.5mm		
BLANKS	-		
VENT SCREW	-		

M6008



M6219	M6119 (HDF902)	N/A	M6225 (9001-738)
APPLICATION	PEUGEOT / CITROEN		
EQUIVALENT	-		
FLOW	L > R		
THREAD	M14 x 1.5mm		
BLANKS	-		
VENT SCREW	-		

M6009



M6219	M6118 (HDF901)	N/A	M6225 (9001-738)
APPLICATION	PEUGEOT / CITROEN		
EQUIVALENT	6260B620B		
FLOW	L > R		
THREAD	M14 x 1.5mm		
BLANKS	-		
VENT SCREW	-		

M6010



M6219	M6119 (HDF902)	N/A	M6401 (7111-793)
APPLICATION	FORD / PEUGEOT CAR		
EQUIVALENT	62060B615B		
FLOW	L > R		
THREAD	M14 x 1.5mm		
BLANKS	-		
VENT SCREW	-		

FILTER PARTS & ACCESSORIES

FILTER Assemblies



FILTER PARTS & ACCESSORIES

M6011



M6220	M6118 (HDF901)	N/A	M6221 (9001-750B)
APPLICATION	FORD		
EQUIVALENT	6260B663B		
FLOW	R > L		
THREAD	M14 x 1.5mm		
BLANKS	-		
VENT SCREW	-		

M6012



M6220	M6119 (HDF902)	N/A	M6221 (9001-750B)
APPLICATION	FORD - VARIOUS		
EQUIVALENT	-		
FLOW	R > L		
THREAD	M14 x 1.5mm		
BLANKS	-		
VENT SCREW	-		

M6013



M6220	M6119 (HDF902)	N/A	M6225 (9001-738)
APPLICATION	FORD - VARIOUS		
EQUIVALENT	-		
FLOW	R > L		
THREAD	M14 x 1.5mm		
BLANKS	-		
VENT SCREW	-		

M6014

NO ILLUSTRATION

N/A	M6100	N/A (7111-429)	N/A (7111-542)
APPLICATION	PERFLUX FILTER - CITROEN/PEUGEOT		
EQUIVALENT	CROSSLAND 4005		
FLOW	L > R		
THREAD	M14 x 1.5mm		
BLANKS	-		
VENT SCREW	-		

PART No



M6015



M6209	M6104	N/A	N/A
APPLICATION	VW/AUDI -CAR & L/COMMERCIAL		
EQUIVALENT	-		
FLOW	R > I		
THREAD	M14 x 1.5mm		
BLANKS	-		
VENT SCREW	-		

M6016



M6219	M6119	N/A	N/A
APPLICATION	OPEL/PEUGEOT/RENAULT		
EQUIVALENT	-		
FLOW	R > L		
THREAD	M14 x 1.5mm		
BLANKS	-		
VENT SCREW	-		

M6017



N/A	M6104	N/A	N/A
APPLICATION	VW GOLF / FIAT		
EQUIVALENT	-		
FLOW	L > R		
THREAD	M12 x 1.5mm		
BLANKS	-		
VENT SCREW	-		

M6018



N/A	M6104	N/A	M6401 (7111-793)
APPLICATION	AUDI / FIAL (Horizontal mount)		
EQUIVALENT	VARIOUS BOSCH		
FLOW	R > L		
THREAD	M14 x 1.5mm		
BLANKS	-		
VENT SCREW	-		

FILTER Assemblies

FILTER PARTS & ACCESSORIES

PART No



M6019



M6228	N/A	N/A	M6401 (7111-493)
APPLICATION	WATER TRAP		
EQUIVALENT	5836B250		
FLOW	DUAL		
THREAD	1/2" x 20 UNF		
BLANKS	2 x 7111-312		
VENT SCREW	1 X 7023-99W		

M6020



M6228	N/A	M6403 (7111-403)	M6222 (7111-541)
APPLICATION	WATER TRAP		
EQUIVALENT	-		
FLOW	DUAL		
THREAD	M14 x 1.5mm		
BLANKS	2 x 7097-81Q		
VENT SCREW	1 x 7023-99W		

M6021



M6228	N/A	M6400 (7111-429)	(7111-604)
APPLICATION	WATER TRAP		
EQUIVALENT	-		
FLOW	DUAL		
THREAD	1/2" x 20 UNF		
BLANKS	2 x 7097-81Q		
VENT SCREW	1 x 7023-99W		

M6022



M6229	N/A	N/A	M6233 (7111-511A)
APPLICATION	WATER TRAP		
EQUIVALENT	5836B490		
FLOW	DUAL		
THREAD	M14 x 1.5mm		
BLANKS	2 x 7111-81Q		
VENT SCREW	1 x 7023-99W		



PART No

FILTER Assemblies



M6023



N/A

N/A

M6224

N/A

APPLICATION
EQUIVALENT
FLOW
THREAD
BLANKS
VENT SCREW

WATER SEPARATOR
5864002
R > L
1/2" x 20 UNF
-
-

M6024



N/A

N/A

M6224

N/A

APPLICATION
EQUIVALENT
FLOW
THREAD
BLANKS
VENT SCREW

WATER SEPARATOR
5864003
R > L
1/2" x 20 UNF
-
-

M6025



NOT FOR ROAD USE

N/A

N/A

M6224

N/A

APPLICATION
EQUIVALENT
FLOW
THREAD
BLANKS
VENT SCREW

WATER STOP WITH CUT OFF
5864101
L > R
1/2" x 20 UNF
-
-

M6026



NOT FOR ROAD USE

N/A

M6104

N/A

M6401
(7111-793)

APPLICATION
EQUIVALENT
FLOW
THREAD
BLANKS
VENT SCREW

WATER STOP WITH CUT OFF
5864101M
R > L
M14 x 1.5mm
-
-

FILTER PARTS & ACCESSORIES

FILTER Assemblies



PART No

M6027



N/A

N/A

M6224

N/A

APPLICATION
EQUIVALENT
FLOW
THREAD
BLANKS
VENT SCREW

WATER SEPARATOR
5864000
L > R
1/2" x 20 UNF
-
-

M6028



N/A

N/A

M6224

N/A

APPLICATION
EQUIVALENT
FLOW
THREAD
BLANKS
VENT SCREW

WATER SEPARATOR
5864001
L > R
M14 x 1.5mm

M6029



N/A

N/A

N/A

N/A

APPLICATION
EQUIVALENT
FLOW
THREAD
BLANKS
VENT SCREW

WATER STOP KIT (METAL BOWL + WARNING SENSOR)
5864106-
L > R
1/2" x 20 UNF

M6030



N/A

M6104

N/A

N/A

APPLICATION
EQUIVALENT
FLOW
THREAD
BLANKS
VENT SCREW

VARIOUS (Verticle mount)
BOSCH
DUAL
M14 x 1.5mm
INCLUDED

FILTER PARTS & ACCESSORIES



M6031



N/A

M6104

N/A

N/A

APPLICATION
EQUIVALENT
FLOW
THREAD
BLANKS
VENT SCREW

VARIOUS (Vertical mount)
BOSCH
R > L
M14 x 1.5mm
-
-

M6032

N/A

M6118
(HDF901)

M6403
(7111-403)

M6221

APPLICATION
EQUIVALENT
FLOW
THREAD
BLANKS
VENT SCREW

VARIOUS
-
R > L
M12 x 1.5mm IN - M14 x 1.5mm OUT
M12 to M14 Conversion adaptor incl.
-

M6035



M6228

M6100
(HDF296)

M6403

M6222
(711-403)

APPLICATION
EQUIVALENT
FLOW
THREAD
BLANKS
VENT SCREW

VARIOUS
55836B100
DUAL
1/2" x 20 UNF
2 x 7111-312
1 x 7023-99W

M6036



M6228

N/A

M6403

M6232


APPLICATION
EQUIVALENT
FLOW
THREAD
BLANKS
VENT SCREW

VARIOUS
5836B120
DUAL
1/2" x 20 UNF
2 x 7111-312
1 x 7023-99W

FILTER Assemblies



PART No



M6037



3 M6228 6 M	M6100 (HDF296)	N/A	(7111-511)
APPLICATION	VARIOUS		
EQUIVALENT	5836B900		
FLOW	DUAL		
THREAD	1/2" x 20 UNF		
BLANKS	2 x 7111-312		
VENT SCREW	1 x 7023-99W		

M6038



N/A	M6100 (HDF296)	N/A	N/A
APPLICATION	PERFLUX FILTER		
EQUIVALENT	-		
FLOW	-		
THREAD	-		
BLANKS	-		
VENT SCREW	With water connector		

M6039



M6235	M6119 (HDF902)	N/A	M6225 (9001-738)
APPLICATION	VARIOUS WITH FUEL HEATER		
EQUIVALENT	-		
FLOW	DUAL		
THREAD	M12 x 1.5mm		
BLANKS			
VENT SCREW			

M6040



M6229	M6101 (HDF796)	N/A	N/A
APPLICATION	VARIOUS		
EQUIVALENT	-		
FLOW	DUAL		
THREAD	M14 x 1.5mm		
BLANKS	2 x 7097-81Q		
VENT SCREW	1 x 7023-99W		

FILTER PARTS & ACCESSORIES

FILTER Assemblies



PART No



M6041




APPLICATION	VARIOUS
EQUIVALENT	-
FLOW	DUAL
THREAD	1/2" x 20 UNF
BLANKS	2 x 7111-312
VENT SCREW	1 x 7023-99W

M6042



	N/A	M6118 (HDF901)	N/A	N/A
APPLICATION		FORD MONDEO 1. TDi		
EQUIVALENT		R6260B741B		
FLOW		BOTTOM > TOP		
THREAD		M14 x 1.5mm		
BLANKS		-		
VENT SCREW		-		

M6043



APPLICATION	VARIOUS
EQUIVALENT	ADC 60 DELCO
FLOW	R > L
THREAD	"fi" UNF
BLANKS	-
VENT SCREW	-

M6044




APPLICATION	VARIOUS
EQUIVALENT	-
FLOW	DUAL
THREAD	M14 x 1.5mm
BLANKS	INCLUDED
VENT SCREW	-

EQUIPMENT & ACCESSORIES

FILTER Assemblies



PART No



M6045



N/A	N/A	N/A	N/A
APPLICATION	VARIOUS		
EQUIVALENT	-		
FLOW	DUAL		
THREAD	1/2" x 20 UNF		
BLANKS	-		
VENT SCREW	-		

M6046



N/A	N/A	M6224	N/A
APPLICATION	LAND ROVER DISCOVERY (BOSCH)		
EQUIVALENT	-		
FLOW	DUAL		
THREAD	M14 x 1.5mm		
BLANKS	-		
VENT SCREW	-		

M6211



N/A	M6107/M6108	M6300	N/A
APPLICATION	VARIOUS		
EQUIVALENT	-		
FLOW	R > L		
THREAD	M14 x 1.5mm		
BLANKS	-		

M6212



N/A	N/A	M6224	N/A
APPLICATION	VARIOUS inc> TRANSIT		
EQUIVALENT	-		
FLOW	R > L		
THREAD	1/2" x 20 UNF		
BLANKS	-		

M6217




N/A	2447 010 033	2459 999 002	N/A
APPLICATION	BOSCH LIFT PUMP		
EQUIVALENT	1457 434 000		
FLOW	PORT > BANJO		
THREAD	M14 x 1.5mm		
BLANKS			

FILTER PARTS & ACCESSORIES

FILTER Elements

M6100




APPLICATION
EQUIVALENT

VARIOUS
7111-296

COMMENTS

M6101



APPLICATION
EQUIVALENT

VARIOUS
7111-796

COMMENTS

M6102



APPLICATION
EQUIVALENT

VARIOUS
7111-996

COMMENTS

M6103

NO ILLUSTRATION

APPLICATION
EQUIVALENT

VARIOUS

COMMENTS

BOSCH SCREW ON SMALL

M6104



APPLICATION
EQUIVALENT

VARIOUS
1 457 434 106

COMMENTS

BOSCH SCREW ON LARGE
(USE DELPHI HDF496A)

FILTER Elements

M6105

NO ILLUSTRATION

APPLICATION
EQUIVALENT

MERCEDES - VARIOUS
FIAT FT 4840, 7176-495

COMMENTS

SCREW ON FUEL FILTER


M6106



APPLICATION
EQUIVALENT
COMMENTS

MERCEDES (CAR)

M6107



APPLICATION
EQUIVALENT

VARIOUS
7111-996

COMMENTS

M6108

NO ILLUSTRATION

APPLICATION
EQUIVALENT

VARIOUS

COMMENTS

BOSCH SCREW ON SMALL

M6109



APPLICATION
EQUIVALENT

90 deg MERCEDES FILTER
1 457 434 106

COMMENTS

FILTER Elements

M6110



**APPLICATION
EQUIVALENT**

PERFLUX ELEMENT C180
CROSSLAND 4005

COMMENTS

M6111 Fuel Filter Conversion For Japanese Applications

NO ILLUSTRATION

APPLICATION

20 x 1.5MM JAPANESE
CONVERSION KIT

EQUIVALENT

mitsubishi, MAZDA, ISUZU

COMMENTS

M6112

NO ILLUSTRATION

APPLICATION

3/4" UNF JAPANESE
CONVERSION KIT

EQUIVALENT

TOYOTA, NISSAN

COMMENTS

M6113

NO ILLUSTRATION

APPLICATION

3/4" LONG JAPANESE
CONVERSION KIT

EQUIVALENT

TOYOTA

COMMENTS

M6114

APPLICATION

OBSOLETE - NOW USE M6115

M6115



APPLICATION	VARIOUS
EQUIVALENT	
COMMENTS	6mm in-line

M6116



APPLICATION	VARIOUS
EQUIVALENT	
COMMENTS	8mm in-line

M6117

USE HDF296

APPLICATION	VARIOUS
EQUIVALENT	CROSSLAND 522, CHAMPION L137
COMMENTS	NON GEN 296

M6118

USE HDF901

APPLICATION	CARS & LIGHT COMMERCIAL
EQUIVALENT	7176-901
COMMENTS	

M6119

USE HDF902


APPLICATION	CARS & LIGHT COMMERCIAL
EQUIVALENT	7176-902

M6120

NO ILLUSTRATION

APPLICATION	FUEL FILTER ELEMENT
EQUIVALENT	9001-910
COMMENTS	

ST 18786



APPLICATION	JOHN DEERE
EQUIVALENT	AR 50041, FF203
COMMENTS	

ST 19797



APPLICATION	VARIOUS
EQUIVALENT	
COMMENTS	ELEMENT FOR ST 19803 WATER SEPARATOR

FILTER Elements



YANMAR 'L' SERIES

114250-55120	L40 SERIES
114350-55120	L70 SERIES
114650-55120	L100 SERIES

M6200



APPLICATION	VW / AUDI / GOLF
EQUIVALENT	0450 906 101
FLOW	AS SHOWN
THREAD	PUSH ON
SPECIAL FEATURES	MODIFICATION TOP

M6201



APPLICATION	VW GOLF
EQUIVALENT	0450 906 161
FLOW	AS SHOWN
THREAD	PUSH ON
SPECIAL FEATURES	WITH DOUBLE VALVE

M6202



APPLICATION	LATER VW GOLF
EQUIVALENT	-
FLOW	AS SHOWN
THREAD	PUSH ON
SPECIAL FEATURES	LATE TYPE

M6203



APPLICATION	VW GOLF
EQUIVALENT	-
FLOW	AS SHOWN
THREAD	PUSH ON
SPECIAL FEATURES	H/PRIMER

FILTER TOPS & BASES



M6209



APPLICATION	BOSCH HORIZONTAL
EQUIVALENT	0450 126 009
FLOW	R > L
THREAD	M14 x 1.5mm
SPECIAL FEATURES	TOP & H/PRIMER

M6210



APPLICATION	BOSCH VERTICAL
EQUIVALENT	-
FLOW	L > R
THREAD	M14 x 1.5mm
SPECIAL FEATURES	TOP & H/PRIMER

M6213

NO ILLUSTRATION

APPLICATION	SCANIA
EQUIVALENT	0450 136 002
FLOW	R > L
THREAD	M14 x 1.5mm
SPECIAL FEATURES	BOSCH DOUBLE HORIZONTAL

M6214

NO ILLUSTRATION

APPLICATION	SCANIA
EQUIVALENT	0450 136 007
FLOW	R > L
THREAD	M14 x 1.5mm
SPECIAL FEATURES	BOSCH DOUBLE VERTICAL

FILTER PARTS & ASSEMBLIES

M6215



APPLICATION	FORD 2.5 D.I. TRANSIT
EQUIVALENT	LUCAS FCS TYPE
FLOW	R > R
THREAD	M14 x 1.5mm
SPECIAL FEATURES	QUICK RELEASE FILTER TOP

M6216



APPLICATION	PLAIN TOP
EQUIVALENT	0450 133 070 0450 198 009
FLOW	VARIOUS
THREAD	M14 x 1.5mm
SPECIAL FEATURES	-

M6218

NO ILLUSTRATION

APPLICATION	BOSCH FILTER TOP
EQUIVALENT	VARIOUS
FLOW	TOP FLOW
THREAD	M14 x 1.5mm
SPECIAL FEATURES	-

M6219



APPLICATION	ROTOR DIESEL
EQUIVALENT	9001-742B
FLOW	L > R
THREAD	M14 x 1.5mm
SPECIAL FEATURES	-

FILTER TOPS & BASES



M6220



APPLICATION	ROTOR DIESEL
EQUIVALENT	9001-742A
FLOW	R > L
THREAD	M14 x 1.5mm
SPECIAL FEATURES	-

M6228



APPLICATION	VARIOUS
EQUIVALENT	7111-353AZ
FLOW	DUAL
THREAD	1/2" x 20 UNF
SPECIAL FEATURES	-

M6229



APPLICATION	VARIOUS
EQUIVALENT	7111-353AS
FLOW	DUAL
THREAD	M14 x 1.5mm
SPECIAL FEATURES	-

M6230



APPLICATION	VARIOUS
EQUIVALENT	7111-353BG
FLOW	DUAL
THREAD	1/2" x 20 UNF
SPECIAL FEATURES	-

FILTER PARTS & ASSEMBLIES

M6231



APPLICATION	VARIOUS
EQUIVALENT	7111-353BH
FLOW	DUAL
THREAD	M14 x 1.5mm
SPECIAL FEATURES	-

M6221



APPLICATION	BOWL & LONG STUD KIT
EQUIVALENT	9001-740B
FLOW	-
THREAD	-
SPECIAL FEATURES	TO SUIT M6219 / M6220 TOPS WITH M6100 / M6118 ELEMENTS

M6222



APPLICATION	DEEP GLASS BASE
EQUIVALENT	7111-541
FLOW	-
THREAD	-
SPECIAL FEATURES	TO SUIT 7111-403 DEEP GLASS BOWL

M6223



APPLICATION	WATER TRAP / SEDIMENTER DEFUSER AND BODY
EQUIVALENT	7111-463A
FLOW	-
THREAD	-
SPECIAL FEATURES	FITS M6019, M6022, M6036

FILTER TOPS & BASES

M6224



APPLICATION	BOWL KIT FOR WATER STOPS & SEPARATORS
EQUIVALENT	7111-693
FLOW THREAD	-
SPECIAL FEATURES	FITS M6023 TO M6028

M6225



APPLICATION	WATER HEATING BASE WITH WATER SENSOR
EQUIVALENT	9001-738
FLOW THREAD	-
SPECIAL FEATURES	AS FITTED TO M6008, M6009, M6013 AND M6039

M6300



APPLICATION	BOWL
EQUIVALENT	-
FLOW THREAD	-
SPECIAL FEATURES	TO SUIT M6211

M6403



APPLICATION	DEEP GLASS BOWL
EQUIVALENT	7111-403
FLOW THREAD	-
SPECIAL FEATURES	USE WITH M6222 BASE

M6400




APPLICATION	SHALLOW GLASS BOWL
EQUIVALENT	7111-429
FLOW	-
THREAD	-
SPECIAL FEATURES	BOWL SEAL (7111-439)

M6401



APPLICATION	METAL BASE
EQUIVALENT	7111-493
FLOW	-
THREAD	-
SPECIAL FEATURES	-

M6232



APPLICATION	SHORT STUD BASE
EQUIVALENT	7111-541A
FLOW	-
THREAD	-
SPECIAL FEATURES	TO SUIT M6036

M6235



APPLICATION	VARIOUS
EQUIVALENT	9001-530
FLOW	L & R
THREAD	12mm -
SPECIAL FEATURES	TO SUIT M6006

FILTER TOPS & BASES



M6237



APPLICATION	VARIOUS
EQUIVALENT	NONE
FLOW	DUAL
THREAD	M14 x 1.5mm-
SPECIAL FEATURES	ROTO DIESEL UNIVERSAL TOP

FILTER PARTS & ASSEMBLIES

M6204



APPLICATION	VARIOUS
EQUIVALENT	6223001
FLOW	BANJO > PORT
THREAD	M14 x 1.5mm-

M6205



APPLICATION	VARIOUS
EQUIVALENT	6223002
FLOW	PORT > BANJO
THREAD	M14 x 1.5mm-

M6206



APPLICATION	VARIOUS
EQUIVALENT	6223003
FLOW	BANJO > PORT
THREAD	1/2" x 20 UNF

M6207



APPLICATION	VARIOUS
EQUIVALENT	6223004
FLOW	PORT > BANJO
THREAD	1/2" x 20 UNF

M6208



APPLICATION	FORD TRANSIT
EQUIVALENT	-
FLOW	PORT > BANJO
THREAD	PORT 1/2" x 20 UNF / BANJO M14

HAND PRIMERS

M6404



APPLICATION	VARIOUS
EQUIVALENT	6223002
FLOW	PORT > BANJO
THREAD	M14 x 1.5mm-

M6309



APPLICATION	VARIOUS
EQUIVALENT	6223002
FLOW	PORT > BANJO
THREAD	M14 x 1.5mm-

M6405



APPLICATION	VARIOUS
EQUIVALENT	6223002
FLOW	PORT > BANJO
THREAD	M14 x 1.5mm-

M6236



APPLICATION	VARIOUS
EQUIVALENT	6223002
FLOW	PORT > BANJO
THREAD	M14 x 1.5mm-

M6302, M6303, M6304



- M6302 6mm IN-LINE
- M6303 8mm IN-LINE
- M6304 10mm IN-LINE

M6311

NO ILLUSTRATION

8mm IN-LINE WITH FILTER

M0406



DPS VALVE KIT
FORD TRANSIT 2.5 D.I.

M0406A



DPS VALVE KIT
FIAL / LANDROVER

FILTER PARTS & ASSEMBLIES

M6406, M6407, M6408



<u>PART No</u>	<u>FEMALE</u>	<u>FLOW</u>	<u>MALE</u>
1 457 413 013	M14 x 1.5mm	>	M14 x
M6406 (7111-768)	1.5mm 1/2" x 20 UNF	>	1/2" x 20 UNF
M6407 (7111-769)	1/2" x 20 UNF	<	1.2" x 20 UNF
M6408 (7111-775)	M10 x 1.5mm	<	1/2" x 20 UNF

M6409



<u>PART No</u>	<u>FEMALE</u>	<u>FLOW</u>	<u>MALE</u>
M6409 (7111-990)	M10 x 1.5mm	>	M10 x 1.5mm M16 x 1.5mm

FILTER PARTS & ASSEMBLIES

M0639, M0640, M0645, M0646, M0647, M0648

SOLENOID STOP VALVE (BANJO FITTING)



<u>PART No</u>	<u>SIZE</u>	<u>VOLTAGE</u>
M0639	M12 x 1.5mm	12 Volt
M0640	M12 x 1.5mm	24 Volt
M0645	1/2" UNF	24 Volt
M0646	1/2" UNF	12 Volt
M0647	M14 x 1.5mm	12 Volt
M0648	M14 x 1.5mm	24 Volt

FILTER PARTS & ASSEMBLIES

M0052



8mm LEAK OFF BANJO

M0053



8mm LEAK OFF BANJO

M0054

8mm LEAK OFF BANJO

M0055



8mm LEAK OFF BANJO

M0533



8mm LEAK OFF BANJO
(USE M0534 BOLT)

BANJOS

M0535



6mm LEAK OFF BANJO
(USE M0534 BOLT)

M6305



TRANSIT END LEAK OFF
BANJO (8 x 4mm)

M0055A



EYE x PIPE DIAMETER (All metric unless otherwise stated)

14 x 8

M0055B



14 x 8 (PLAIN)

M0055C



14 x 10

M0055D



EYE x PIPE DIAMETER (All metric unless otherwise stated)

12 x 8

M0055E



12 x 4

M0055F



10 x 6

M0055G



8 x 6

M0055H



12 x 8 x 4

M0055I

EYE x PIPE DIAMETER (All metric unless otherwise stated)



12 x 6

M0055J



14 x 6

M0055K



1/2" x 8

M0055L



1/2" x 10

M0055M



10 x 8

M6410

NO ILLUSTRATION

M6410 (7023-99W) VENT SCREW M10 x 1.5mm

M6411, M6412



M6411 (7097-81Q) BLANK PLUG M14 x 1.5mm

M6412 (7111-312) BLANK PLUG 1/2" x 20 UNF

M6413, M6414, M6415



M6413 (7111-135) BANJO BOLT M10 x 1.5mm

M6414 (7111-308) BANJO (SHORT) 1/2" x 20 UNF

M6415 (7111-308A) BLANK PLUG 1/2" x 20 UNF

2911 201 703 BANJO M14 x 1.5mm

2911 202 702 BANJO M12 x 1.5mm

M0534



BANJO LEAK OFF M6

M0536



BANJO (LONG) M8

M0211, M0215, M6416, M6417 **COPPER WASHERS**



M0211	LEAK OFF	6mm
M0215	LEAK OFF	8mm
M6416 (NW5-21W4)	GENERAL	10mm
M6417 (NW5-34W4)	GENERAL	12mm
2916 710 608	GENERAL	14mm
2916 710 610	GENERAL	1/2"

M3207, M3208, M3209, M3210, M3211, M3222 **CONVERSION ADAPTORS**



	MALE	FEMALE
M3207	1/2" x 20 UNF	M12 x 1.5mm
M3208	1/2" x 20 UNF	M14 x 1.5mm
M3209	M14 x 1.5mm	1/2" x 20 UNF
M3210	M12 x 1.5mm	M14 x 1.5mm
M3211	M14 x 1.5mm	M12 x 1.5mm
M3222	M12 x 1.5mm	1/2" x 20 UNF

FILTER PARTS & ASSEMBLIES

M6301



M6301

SEAL RO FIT M6211

M6307



M6307

SEAL RO FIT M6308

M6308

NO ILLUSTRATION

M6308

METAL DRAIN SCREW FOR BOSCH FILTERS

M6425 (7111-740)



M6425

DRAIN SCREW & WASHER KIT
FOR C.A.V FILTER BASES

M6402 (7111-604)



BASE CENTRE BOLT ASSEMBLY FOR GLASS BOWL
TYPE FILTERS (was 7111-479A)

M6418 (7111-800)



LONG CENTRE BOLT

BOLTS, WASHERS, SEALS

M6419 (7111-860)



CENTRE BOLT (STANDARD)

M6420 (NW1-16Z1)



STEEL WASHER FOR CENTRE BOLT

M6421 (5855-30)




O'RING FOR CENTRE BOLT

M6422 (7111-439)




7111-429 SHALLOW GLASS BOWL SEAL (FOR CENTRE BOLT 7111-604)

M6423 (7111-843)



FILTER HEAD SEAL (OUTER)

M6424 (7111-853)



FILTER BASE SEAL

M0056	1/4" WHITE NYLON TUBE
M0057	5/16" WHITE NYLON TUBE
M654	3/8" WHITE NYLON TUBE
M994	6 X 8mm WHITE NYLON TUBE
M650	1/4" CLEAR BRAIDED HOSE
M653	5/16" CLEAR BRAIDED HOSE
M651	3/8" CLEAR BRAIDED HOSE
M652	1/2" CLEAR BRAIDED HOSE

M800	* INJECTOR LEAK-OFF HOSE 3 x 8mm
M800A	* INJECTOR LEAK-OFF HOSE 6 x 12mm
M800B	* INJECTOR LEAK-OFF HOSE 8 x 14mm
M800C	* INJECTOR LEAK-OFF HOSE 5 x 12mm
M800D	* INJECTOR LEAK-OFF HOSE 10 x 17mm

*** SMOOTH BLACK, INTERNAL TEXTILE BRAID - EXTERNAL BRAID AVAILABLE UPON REQUEST**

PIPES & FITTINGS

M0041	TUBE NUT 1/2" UNF x 1/4"
M0042	LONG TUBE NUT 1/2" UNF x 5/16"
M0043	SHORT TUBE NUT 1/2" UNF x 5/16"
M0067	LONG TUBE NUT 12mm x 5/16"
M0068	SHORT TUBE NUT 12mm x 5/16"
M0069	SHORT TUBE NUT 12mm x 1/4"
M0070	SHORT TUBE NUT 14mm x 5/16"
M0071	LONG TUBE NUT 14mm x 5/16"
M0072	LONG TUBE NUT 14mm x 1/4"



BRASS OLIVES

M0058	3/16" BRASS OLIVE
M0059	1/4" BRASS OLIVES
M0060	5/16" BRASS OLIVES
M0061	3/8" BRASS OLIVES
M0062	6mm BRASS OLIVE




M650C, M653C, M651C, M652C



- M650C** - HOSE CLIP 1/4"
- M653C** - HOSE CLIP 5/16"
- M651C** - HOSE CLIP 3/8"
- M652C** - HOSE 1/2"

M650HT, M653HT, M651HT, M652HT



- M650HT** - STEM CONNECTOR & NUT 1/4"
- M653HT** - STEM CONNECTOR & NUT 5/16"
- M651HT** - STEM CONNECTOR & NUT 3/8"
- M652HT** - STEM CONNECTOR & NUT 1/2"

M658, M659



- M658** - SIDE CLOSING HOSE CLIP PLIERS
- M659** - FULL CLOSING HOSE CLIP PLIERS

M0113, M0118



- M0113** - INJECTOR LEAK-OFF BLANK
- M0118** - INJECTOR LEAK-OFF BLANK (ORIGINAL SPEC)

M0615, M0616



- M0615** - INJECTOR LEAK-OFF PEG - C.A.V
- M0616** - INJECTOR LEAK-OFF PEG - BOSCH

M0605



3/8" X 1/2" UNF STRAIGHT CONNECTOR

M0606



3/8" X 1/2" UNF 90 deg. STRAIGHT CONNECTOR

M6306



6mm PIPE CONNECTOR

M0644



8mm PIPE CONNECTOR

M0641



M12 x 1.5 X 8mm

M0642



M14 x 1.5 X 8mm

M0643



M14 x 1.5 X 8mm WITH SEAT & BARBED PIPE

M949

NO ILLUSTRATION

HEAT EXCHANGER KIT FITS M6209, M6210
M6030, M6031

M969

NO ILLUSTRATION

C.A.V KIT 6010-205 (12v X 150W)
DIESEL FUEL HEATER (LANDROVER, PERKINS
BEDFORD, FORD)

M6225



WATER HEATED BASE


M6226



APPLICATION	FUEL HEATER FILTER HEAD
EQUIVALENT	FN 11
FLOW	R > L
THREAD	M14 x 1.5mm

SPECIAL FEATURES 12v

M6227



APPLICATION	FUEL HEATER FILTER HEAD
EQUIVALENT	FN 12
FLOW	R > L
THREAD	M14 x 1.5mm

SPECIAL FEATURES 12v WITH HAND PRIMER

STANADYNE HEATERS

STA15-12v
STA25-24v
STM 80
ST27288

12v IN-LINE FUEL HEATER
24v IN-LINE FUEL HEATER
FUEL SENTRY KIT 12v
FILTER ELEMENT FOR STM80

SOLENOIDS

M090109



12v. Externally switched
Non-Gen
1502ES12C3U1B2S1
Specification 1502 series

M090210




12v. Internally switched
w/aux terminal
Non-Gen
175112A2UB1S1A
Specification 1751 series

M090110



24v. Externally switched
Non-Gen
1502ES24C3UB1S1A
Specification 1502 series

M090297



24v. Internally switched
w/aux terminal
Non-Gen
175124A2U1BS1A
Specification 1751 series

M090160



12v. Internally switched
w/aux terminal
Non-Gen
150212C3UB1S1A SA-5171
Specification 1502 series

M090111



12v. Externally switched
Non-Gen
200112ES3U1B2S2
SA-5174-12
Specification 2001 series

M090161



24v. Internally switched
w/aux terminal
Non-Gen
150224C3UB1S1A
Specification 1502 series

M090113



24v. Externally switched
Non-Gen
200124ES3U1B2S2
SA-5174-24
Specification 2001 series

M090224



24v. Internally switched
Non-Gen
150224C3UB1S1A SA-3405-T
Specification 1502 series

M090168



12v. Internally switched
w/aux terminal
Non-Gen
200112ES3U1B2S2
Specification 2001 series

M090348



12v. Externally switched
Non-Gen
1751ES12A3ULB1S1A
Specification 1751 series

M090169



24v. Internally switched
w/aux terminal
Non-Gen
200124ES3U1B2S2
Specification 2001 series

M090199




12v. Externally switched
Non-Gen
SA-4180-12
Specification Push/Pull series

M090225



12v. Internally switched
Non-Gen
SA-4934
2848A275, 2848A279
Svcs: PERKINS

M090200



24v. Externally switched
Non-Gen
SA-4082-24
Specification Push/Pull series

M090226



24v. Externally switched
Non-Gen
SA-4228-24
Svcs: VOLVO

M090318



12v. Internally switched
Non-Gen
ES612AM3TG
Specification Electrostart

M090226



12v. Internally switched
Non-Gen
1503ES12S5UC5S
SA-4562-T, SA-4850, SA-4921
Svcs: YANMAR

M090317



24v. Internally switched
Non-Gen
ES622AM3TG
Specification Electrostart

M090267



24v. Externally switched Cable Model.
Cable L = 1.2m

Pull Current 39Amp
Hold Current 0.8Amp
Pull Rating 129 Newtons @ 25.4mm
Hold Rating 182 Newtons

SA-4646
11110030
Svcs: VOLVO

M090206




12v. Internally switched
Non-Gen
SA-4564, SA-4817, SA-4922
Svcs: YANMAR Diesel

M090216



12v. Internally switched
Non-Gen
1503ES12A5UC5S
SA-4569-T
Svcs: KUBOTA

M090268



12v. Internally Switched, w/coil commanderl
Non-Gen
1503ES12A5UC5S
1503ES12A5UC9SCG28
SA-5019, SA-5157
Svcs: KUBOTA

M090281



24v. Externally switched
M6 threaded plunger

Pull Current 25Amp
Hold Current 0.5Amp
Pull Rating 89 Newton
@25.4mm
Hold Rating 236 Newton

Non-Gen

SA-4527
11033954

M090371



12v. Externally switched
Energised to Run

Pull Current 25Amp
Hold Current 0.5Amp

Non-Gen

SA-4899-24
Svcs: KUBOTA

M090312



24v. Externally switched
w/coil commander

Pull Current 62Amp
Hold Current 0.9Amp
Pull Rating 129 Newton
@25.4mm
Hold Rating 182 Newton

Non-Gen

SA-4781-12
Srvcs: DEUTZ

M090373



12v. Internally switched

Non-Gen

SA-4561-T

M090334




12v. Internally switched

Non-Gen

175112B7XU1S2A
SA-3991-12
Svcs: Sisu Diesell

M090267



12v. Internally switched

Non-Gen

1503ES24A5UC5S

Srvcs: KUBOTA

M090368



12v. Externally switched
Cable Model

Pull Current 61.8Amp
Hold Current 0.86Amp
Pull Rating 129 Newton
@25.4mm
Hold Rating 182 Newton

Non-Gen

SA-4744-12

M090268



12v. Internally switched
Stop Selenoid - Linear
proportional actuator

Non-Gen

175112A5C9S
SA-4863

Srvcs: KUBOTA

M090370



12v. Externally switched
Energised to Run

Pull Current 46Amps
Hold Current 1.1Amp

Non-Gen

SA-4899-12
Svcs: KUBOTA

M090115 - 12v Pull Coil timer module

M090116 - 24v Pull Coil timer module



FILTERS - CROSS Reference



FILTER PARTS & ASSEMBLIES

BOSCH	C.A.E.S.	BOSCH	C.A.E.S.	C.A.V	C.A.E.S.
0681 343 009	M3145	KDEP 1086	M3485	7244-571	M3121
0681 200 502	M3329	KDEP 1087	M3487	7244-573	M3492
1680 750 008	M3177	KDEP 1113	M3524	7244-581 & 582	M3546
1680 750 014	M3176	KDEP 1114	M3525	7244-584	M3523
1680 750 015	M3181	KDEP 1132	M3489	7244-586	M3522
1680 750 017	M3179	KDEP 1140/K	M3148	BDN 4T4	M3172
1680 750 026	M3187	KDEP 1156	M3744	BDN 8S2	M3171
1680 750 060	M3183	KDEP 1175,76,77,79	M3144	DPA 20A	M3220
1680 750 073	M3180	KDEP 1187	M3736	HF884 - HF888	M3173
1680 750 075	M3182	KDEP 1188	M3736	ISO 4010	M3169
1682 329 038	M3716	KDEP 1634	M3737	ISO 1510	M3174
1683 456 000	M3553	KDEP 1505	M3507	ST9	M3498
1685 720 062	M3288	KDEP 1563	M3508	ST150	M3500
1685 720 208	M3267	KDEP 1563/1	M3509	STANADYNE	C.A.E.S.
1686 401 028	M3290	KDEP 1545	M3554	28068	M3126
1687 233 011	M3097	KDEP 1553	M3506	29142	M3128
1687 233 015	M3098	KDEP 2886	M3547		
1688 130 030	M9502	KDEP 2890	M3530		
1688 130 045	M3099	KDEP 2902	M3491		
1688 130 075	M3125	KDEP 2912	M3505		
1688 130 121	M3103	KDEP 2916	M3548		
1688 130 139	M3104	KDEP 2955	M2529		
1688 901 000	M3145	KDEP 2968	M3717		
1688 901 015-020	M3173	KDEP 2986	M3496		
1688 901 022	M3160	KDEP 2988	M3493		
1688 901 023-27	M3161	KDEP 2997	M3499		
1688 901 101-110	M3158	KDEP 2998	M3538		
1688 901 111-113	M3147	CAV	C.A.E.S.		
1688 901 114-117	M3159	1804-442	M3221		
1688 901 987	M3146	1804-605	M3559		
1688 901 991	M3175	1804-809B/C/D	M23515		
1688 901 992	M3174	1804-811	M3088		
1688 901 999	M3154	7044-661	M3497		
KDEP 1027	M3537	7144-499	M3518		
KDEP 1033	M3715	7144-499G	M3519		
KDEP 1041	M3504	7244-125B	M3481		
KDEP 1044	M3501	7244-27	M3100		
KDEP 1046	M3558	7244-59	M9573		
KDEP 1051	M3503	7244-70	M9647		
KDEP 1056	M3510	7244-382	M3543		
KDEP 1068	M3502	7244-410A	M3520		
KDEP 1077	M3127	7244-445A	M3709		
KDEP 1080	M3545	7244-447	M3087		
KDEP 1082	M3490	7244-448	M3115		
KDEP 1085	M3117				

NUMBER	PAGE	MUNBER	PAGE	NUMBER	PAGE
M0041	40	M0534	35	M3207	36
M0042	40	M0535	32	M3208	36
M0043	40	M0536	35	M3209	36
M0052	31	M0605	42	M3210	36
M0053	31	M0606	42	M3211	36
M0054	31	M0615	41	M3222	36
M0055	31	M0616	41	M6000	1
M0055A	32	M0639	30	M6001	1
M0055B	32	M0640	30	M6002	1
M0055C	32	M0641	42	M6003	1
M0055D	33	M0642	42	M6004	2
M0055E	33	M0643	42	M6005	2
M0055F	33	M0644	42	M6006	2
M0055G	33	M0645	30	M6007	3
M0055H	33	M0646	30	M6008	3
M0055I	34	M0647	30	M6009	3
M0055J	34	M0648	30	M6010	3
M0055K	34	M650	39	M6011	4
M0055L	34	M650C	41	M6012	4
M0055M	34	M650HT	41	M6013	4
M0056	39	M651	39	M6014	4
M0057	39	M651C	41	M6015	5
M0058	40	M651HT	41	M6016	5
M0059	40	M652	39	M6017	5
M0060	40	M652C	41	M6018	5
M0061	40	M652HT	41	M6019	6
M0062	40	M653	39	M6020	6
M0067	40	M653C	41	M6021	6
M0068	40	M653HT	41	M6022	6
M0069	40	M654	39	M6023	7
M0070	40	M658	41	M6024	7
M0071	40	M659	41	M6025	7
M0072	40	M800	39	M6026	7
M0113	41	M800A	39	M6027	7
M0118	41	M800B	39	M6028	8
M0211	36	M800C	39	M6029	8
M0215	36	M800D	39	M6030	8
M0406	29	M949	43	M6031	9
M0406A	29	M969	43	M6032	9
M0533	31	M994	39	M6035	9

INDEX



FILTER PARTS & ASSEMBLIES

NUMBER	PAGE	MUNBER	PAGE	NUMBER	PAGE
M6036	9	M6119	3	M6225	2
M6037	10		4		3
M6038	10		10		10
M6039	10		16		24
M6040	10	M6120	17		43
M6041	11	M6200	19	M6226	43
M6042	11	M6201	19	M6227	43
M6043	11	M6202	19	M6228	1
M6044	11	M6203	19		5
M6100	1	M6204	27		6
	2	M6205	27		9
	9	M6206	27		22
	13	M6207	27	M6229	1
M6101	10	M6208	27		6
	13	M6209	10		10
M6102	13	M6210	5		22
M6103	13		20	M6230	2
M6104	3	M6211	11		22
	4	M6212	12	M6231	2
	8	M6213	20		23
	13	M6214	20	M6233	6
M6105	14	M6215	21		9
M6106	14	M6216	21	M6235	2
M6107	11	M6217	12		24
	12	M6218	21	M6236	28
	14	M6219	2	M6237	26
M6108	11		3	M6300	10
	12		10		11
	14	M6220	3		24
M6109	14		4	M6301	37
M6110	4		22	M6302	29
	10	M6221	2	M6303	29
	15		3	M6304	29
M6111	15		4	M6305	32
M6112	15		9	M6306	42
M6113	15		23	M6307	37
M6114	15	M6222	6	M6308	37
M6115	16		9	M6309	28
M6116	16		23	M6310	42
M6117	16	M6223	23	M6311	29
M6118	16	M6224	6	M6400	1



NUMBER	PAGE	MUNBER	PAGE
M6401	1	STTEC35	44
	2	STTEC50	44
	5	YANMAR	18
	25	1457413013	30
M6402	1	2447010003	11
	2	2459999002	11
	6	2911201703	35
	37	2911202702	35
M6403	6	2916710608	36
	9	2916710610	36
	9		
	24		
M6404	28		
M6405	28		
M6406	30		
M6407	30		
M6408	30		
M6409	30		
M6410	35		
M6411	35		
M6412	35		
M6413	35		
M6414	35		
M6415	35		
M6416	36		
M6417	36		
M6418	37		
M6419	38		
M6420	38		
M6421	38		
M6422	38		
M6423	38		
M6424	38		
M6425	37		
ST18786	17		
ST19797	12		
ST19803	12		
ST27288	43		
STA15-12V	43		
STA25-24V	43		
STM80	43		

FILTER PARTS & ASSEMBLIES



DISCLAIMER

Whilst every care has been taken to ensure that this Clifton Auto Electrical & Diesel catalogue is accurate at time of print, we (Clifton Auto Electrical & Diesel) cannot be held responsible for the information contained herein.

Please note that product specifications and part numbers are subject to change from time to time, as we strive for further enhanced improvements and product development. Clifton Auto Electrical & Diesel therefore reserves the right to alter product specifications without notice.

None of the images contained herein are to scale and they are for intended for reference purposes only, and may not be an exact reproduction of the product supplied. All images remain the property of Clifton Auto Electrical & Diesel and must not be copied or used in any way without prior written consent from Clifton Auto Electrical & Diesel
Tel. (+44) 0161 877 8338

Manufacturers part numbers and application details are used for reference purposes only.

All sections of this catalogue are the copyright of Clifton Auto Electrical & Diesel.
All rights reserved.
E & OE

